

# 7" Modero® S Series Wall Mount Touch Panel

MSD-701 (FG2265-02)



## Overview

The Modero S Series is a beautiful touch panel family sophisticated enough for room control yet priced right for the most cost sensitive installations including small huddle spaces and dedicated room scheduling applications. The 7" wall mount panel features brilliant 24-bit color depth, PoE connectivity and streaming video.

## Common Applications

The MSD-701 has a sleek style to complement the Modero X, with a new elegant room availability indicator bar and glass mounting option. Now the most cost sensitive, meeting spaces can benefit from a dedicated scheduling panel without compromising the architectural beauty of the facility allowing users to view the room schedule at a glance and even reserve the room right from the panel.

## Features

- **Architectural Design Consistency** – Install both Modero S and Modero X touch panels throughout a facility for consistent style on any budget
- **Mount to Any Smooth Surface Including Glass** – Use the optional Multi Mount Kit and mount the Modero S wall touch panel to any smooth surface without drilling or cutting
- **Elegant Room Availability Bar with 180° Visibility** – Easily glance down the hall to see if meeting spaces are occupied
- **Powerful Graphics** – Powered by G4, the Modero S Series features streaming video and brilliant 24-bit color depth

## Specifications

TOUCH SCREEN DISPLAY	
Display Type	TFT Active Matrix Color LCD with Fringe Field Switching (FFS) - Wide Viewing Angle Technology
Display Size (WH)	7.3" x 4.8" (186 mm x 122 mm), 8.8" (222 mm)

	diagonal
Viewable Area (WH)	6.05" x 3.54" (154 mm x 90 mm), 7.0" (178 mm) diagonal
Resolution (WH)	1024x600
Aspect Ratio (WH)	16:9
Brightness	400 cd/m2
Contrast Ratio	800:1
Color Depth	16.7M colors
Illumination	LED
Touch Overlay	Resistive
Viewing Angle	89°/89°/89°/89° (Up/Down/Left/Right)

MEMORY	
SDRAM	512 MB
Flash	4 GB
Maximum Project Size	2.4 GB flash available to user

COMMUNICATIONS	
ETHERNET	10/100 port, RJ-45 connector. Supported IP and IP-Based Protocols: UCP, TCP, ICMP, ICSP, IGMP, DHCP, Telnet, FTP, DNS, RFB (for VNC), HTTP
USB	(1) USB host 2.0, Type A port: firmware upgrade, touch panel file transfer, JPEG image viewer, HID peripherals
Bluetooth®	Mouse/Keyboard: HID Profile v1.1, requires MXA-BT, Bluetooth USB Adapter for Modero X/S Series Touch Panels (FG5968-19) and MXA-HST, Bluetooth Handset for Modero X/S Touch Panels (FG5968-17)

VIDEO	
Supported Video Codecs	MPEG2-TS: MPEG-2 Main Profile @High Level up to 720p at 25 fps (decode)  MPEG-2-TS: H.264 High Profile@Layer 4, AAC-LC up to 720p at 25 fps (decode)  MJPEG up to 720p at 25 fps (decode only)
Supported Video Transport Streams	MPEG-TS for MPEG2 and H.264; HTTP for MJPEG
Max Number of Active Video Streams	One decode

AUDIO	
Microphone	-42dB ± 3dB sensitivity FET microphone
Speakers	4 ohm, 1.5 Watt, 500Hz cutoff frequency
Supported Audio Codecs	MP2 Layer I and II, MP3 (8 kHz, 11.025 kHz, 12 kHz, 16 kHz, 22.05 kHz, 24 kHz, 32 kHz, 44.1 kHz, 48 kHz)  AAC-LC (8 kHz, 96 kHz)  G.711 with μLaw (VoIP encode/decode at 8kHz)
File Formats	WAV, MP3 (as part of touch panel file only - no USB storage)
Intercom	Full Duplex VoIP, SIP v2.0

GRAPHICS ENGINE	
AMX G4	AMX's exclusive, powerful G4 graphics engine – the driving force behind the advanced graphics and image processing capability on a variety of AMX Touch Panels and other devices (see TPD4 Operations Guide for more information)

EMBEDDED APPLICATIONS	
Remote Management	VNC Server, G4 Web Control
Panel-to-Panel Conferencing	Receives audio and video and returns audio for panel-to-panel communication
Audio Conferencing	Audio (full duplex intercom)

FRONT PANEL COMPONENTS	
Sleep Button	Sleep button to activate sleep mode and powering off. Also provides access to setup pages (can be disabled)
LED Indicators	Programmable red/green LED in the front, left and right sides of the panel, LEDs are beautifully recessed and nearly invisible when not lit

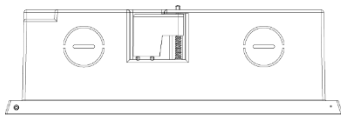
CONNECTIONS	
Ethernet	10/100 port, RJ-45 connector
USB	(1) USB host 2.0, type A port
Power	PoE (Power over Ethernet), 802.3af, class 0

ENVIRONMENTAL	
Temperature (Operating)	32° F to 104° F (0° C to 40° C)
Temperature (Storage)	4° F to 140° F (-20° C to 60° C)
Humidity (Operating)	20% to 85% RH
Humidity (Storage)	5% to 85% RH
Power ("Heat") Dissipation	On: 22.2 BTU/hr Standby: 14.3 BTU/hr

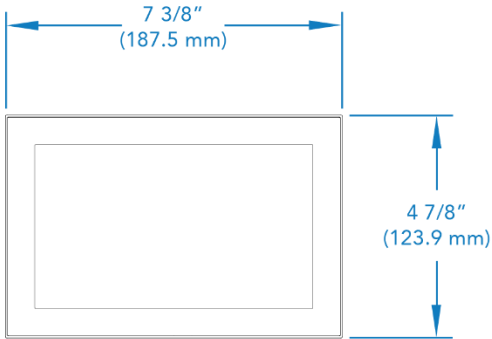
GENERAL	
Dimensions (HWD)	4 7/8" x 7 3/8" x 2 1/4" (123.9 mm x 187.5 mm x 58 mm), with back box
Weight	1.05 lbs (.680 Kg), with back box 0.8 lbs (.363 Kg), without back box
Power Consumption	Full-On: 11 W (max) Typical: 7.5 W Standby: 4.5 W Shutdown: 0.7 W
Start-Up Inrush Current	Not applicable due to PoE standard
External Power Supply Required	Optimal performance requires use of one of the following AMX PoE power supplies (not included): PS-POE-AF-TC, PoE Injector, 802.3AF Compliant (FG423-83) NXA-ENET8-2POE, Gigabit PoE Ethernet Switch (FG2178-63) AMX does not support the use of non-AMX power supplies
Certifications	FCC Part 15 Class B C-Tick CISPR 22 Class B

	<p>IEC 60950-1  CE EN 55022, EN 55024 and EN 60950-1  UL 60950-1  IC CISPR 22 Class B  VCCI CISPR 22 Class B  RoHS/WEEE compliant</p>
Optional Accessories	<ul style="list-style-type: none"> <li>•MXA-MP, Modero X/S Series Multi Preview (FG5968-20)</li> <li>•MXA-MPL, Modero X/S Series Multi Preview Live (FG5968-10)</li> <li>•PS-POE-AF-TC, PoE Injector, 802.3AF Compliant (FG423-83)</li> <li>•NXA-ENET8-2POE, Gigabit PoE Ethernet Switch (FG2178-63)</li> <li>•NXA-ENET8-2POE, Gigabit PoE Ethernet Switch (FG2178-63)</li> <li>•MXA-BT, Bluetooth USB Adapter for Modero X/S Series Touch Panels (FG5968-19)</li> <li>•MXA-HST, Bluetooth Handset for Modero X/S Touch Panels (FG5968-17)</li> <li>•CB-MXSA-07, Rough-In Box and Cover Plate for Modero X/S Series Touch Panel, 7" (FG2265-18)</li> <li>•MSA-MMK-07, Multi Mount Kit for Modero S Series Touch Panel, 7" (FG2265-12)</li> <li>•MSA-RMS-07, Rack Mount Kit for Modero S Series Touch Panel, 7" (FG2265-15)</li> <li>•MXA-CLK, Modero X/S Series Cleaning Kit (FG5968-16)</li> <li>•MXA-USB-C, USB Port Covers (FG5968-18)</li> </ul>

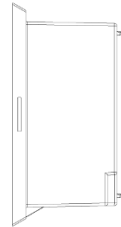
For a more detailed PDF or DXF pictorial drawing please visit: <http://www.amx.com/products/MSD-701.asp>



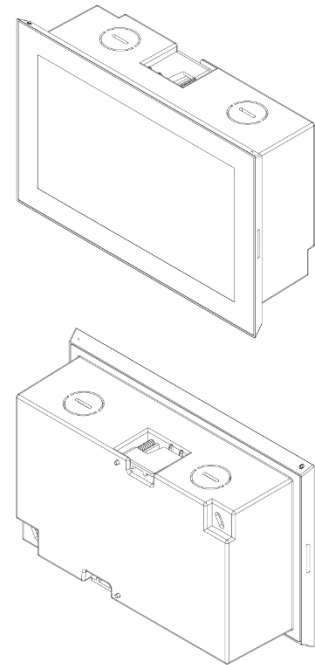
MSD-701  
(Top View)



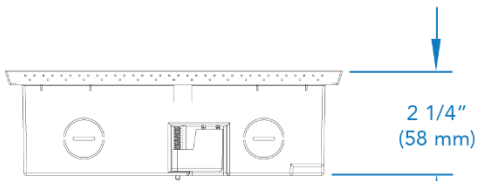
MSD-701  
(Front View)



MSD-701  
(Right View)



MSD-701  
(Isometric Views)



MSD-701  
(Bottom View)

**About AMX**

AMX hardware and software solutions simplify the implementation, maintenance, and use of technology to create effective environments. With the increasing number of technologies and operating platforms at work and home, AMX solves the complexity of managing this technology with reliable, consistent and scalable systems. Our award-winning products span control and automation, system-wide switching and audio/video signal distribution, digital signage and technology management. They are implemented worldwide in conference rooms, homes, classrooms, network operation / command centers, hotels, entertainment venues, broadcast facilities, and more. ©2014 AMX. All rights reserved. Specifications subject to change. Revised 28-April-2014.

AMX.com | 800.222.0193 | 469.624.8000 | +1.469.624.7400 | fax 469.624.7153