



# Archived resources

For further resources and  
documentation please visit us:  
**[www.cinos.net](http://www.cinos.net)**

# CLEVERTOUCH®

# IMPACT™

Designed specifically to meet the needs of the digital and conventional classroom alike, the Clevertouch IMPACT™ series is more than just an interactive touchscreen, it delivers a truly intuitive and collaborative experience.

Filled with features to support teaching and learning your way, Clevertouch IMPACT™ offers the solution needed to add value to your lessons and free teachers from the constraints of restrictive, traditional technology.



## Multi-award-winning education solutions for the digital classroom



**Interactive Display Technology of the Year**  
AV Awards  
2019 - Winner



**Interactive Product of the Year**  
AV Awards  
2017 - Winner



**Digital Devices**  
BETT Awards  
2019 - Finalist



**Collaboration Product of the Year**  
AV News Awards  
2018 - Winner



**Tech & Learning Best of Show**  
Tech and Learning  
2019 - Winner



**Tech & Learning Best of Show**  
Tech and Learning  
2018 - Winner

### Teachers can concentrate on teaching

With mobile device management (MDM) and over-the-air updates (OTA), the update of software, apps, firmware, and troubleshooting is all controlled remotely by your IT department, leaving teachers free to teach.

### Integrate effortlessly

With Clevertouch, teachers are not limited to one type of presentation suite, software provider, platform or OS. Teachers are free to use existing resources - and convert old resources tied to other providers - easily and quickly. Teachers can also switch seamlessly between Android and PC modes and continue using existing services such as Google Classroom or Microsoft packages effortlessly within your Clevertouch suite.

### Express connectivity

Our elevated connectivity allows you to share content with Android, iOS, Windows and Chrome devices. As expected, Wi-Fi® and Bluetooth® and a slot-in PC option ensures we've got your connectivity covered. Including 4GB RAM, extensive storage for those non-cloud needs, Gigabit LAN integration, 4K User Interface, OTA Updates and Remote Management - just some of the features of this world class product.



### Practical differentiation

Teachers and students are more connected than ever, with easy to use mirroring and touch-back on up to 50 devices at any one time. Use split screen mode to show the work of 4 students at once. The teacher can use their mobile device to control their Clevertouch, giving them freedom of front of class instruction while enabling effective individual, small group and peer learning to help close the attainment gap.

Designed for education, IMPACT™ is the perfect all-round solution for the classroom.

**NEW** **Connectivity**

Huge connectivity including one of the latest USB-C ports. Allows single cable connection for audio, video and touch.

**NEW** **Infinity Whiteboarding**

Never run out of space with our infinite canvas. With numeracy tools, handwriting-to-text recognition, and the ability to insert images and shapes, all of which can be saved, printed, or shared to student devices.

**High Precision Technology**

Our patented Super Glide Touch technology offers the most fluid writing experience on a touchscreen. It's as smooth as writing on a whiteboard – with no lag. With the ability to differentiate between palm-erase, fingertouch, and stylus-writing, there's no need to change settings mid-flow.

**Comprehensive Warranty**

No ongoing subscriptions charges.

**Audio**

2 x 15W speakers for crystal clear sound quality from anywhere in the room.

**Cleverstore**

Access hundreds of free teaching apps to make lessons more engaging.

**Cloud Accounts**

Sync with your Cloud accounts so that you can work anywhere at any time.



**NFC Pen Tray**

With the NFC pen tray teachers can be assigned with a fob card that carries all their settings and accounts, so there is no need for a lengthy log-in process (Optional extra).

**Remote Management**

View, control, update and troubleshoot remotely. Your IT office can work on your Clevertouch screen without needing to come to the classroom. You'll always have the latest versions of apps and software without needing to install any files when you should be teaching.

**NEW** **LUX 8.0**

Easy to use interface. Simple, quick, intuitive... apps and gestures designed to make everyday tasks seamless.



**How IMPACT™ works for your school**



Save time lesson planning with subscription free software



Apps for Blended Learning



Screen mirroring with built-in teacher controls



Making integration and installation easier



High Precision Technology



Send messages, alerts and media to all of your Clevertouch screens remotely.

# Quick Launch Menu for instant teaching tools

Your most commonly used apps are available with one touch and are easily accessible via the Quick Launch Menu.

Annotation tools can be accessed at any time, keeping lesson flow smooth and simple, ensuring increased student engagement.

The Clevershare App is free to download and compatible with Android, Windows, iOS and Chrome devices. Up to 50 devices can connect with the Clevertouch screen and share content – images, video, and audio. The presenter has full control over what is shared, and can show up to 4 device screens simultaneously, increasing student collaboration and participation within every lesson. Now includes touch-back.

Make notes, diagrams or images, add and scroll through multiple pages, insert an image or change the background colour. Now includes handwriting and formula recognition.

Double click on files to open them, as well as easily copy, cut and paste, so it's just like using a PC. Personal Cloud Storage integration.

Explore the internet without needing a computer, using the IMPACT™, Chrome and Chromium browsers.

Cleverstore contains hundreds of apps in all subjects and a range of languages, including literacy, STEAM and languages. Each app is tested by our team, to make sure no adverts, in app purchases, or inappropriate content gets through. We've partnered with the most popular educational app developers to give you apps that you can really make use of in the classroom.

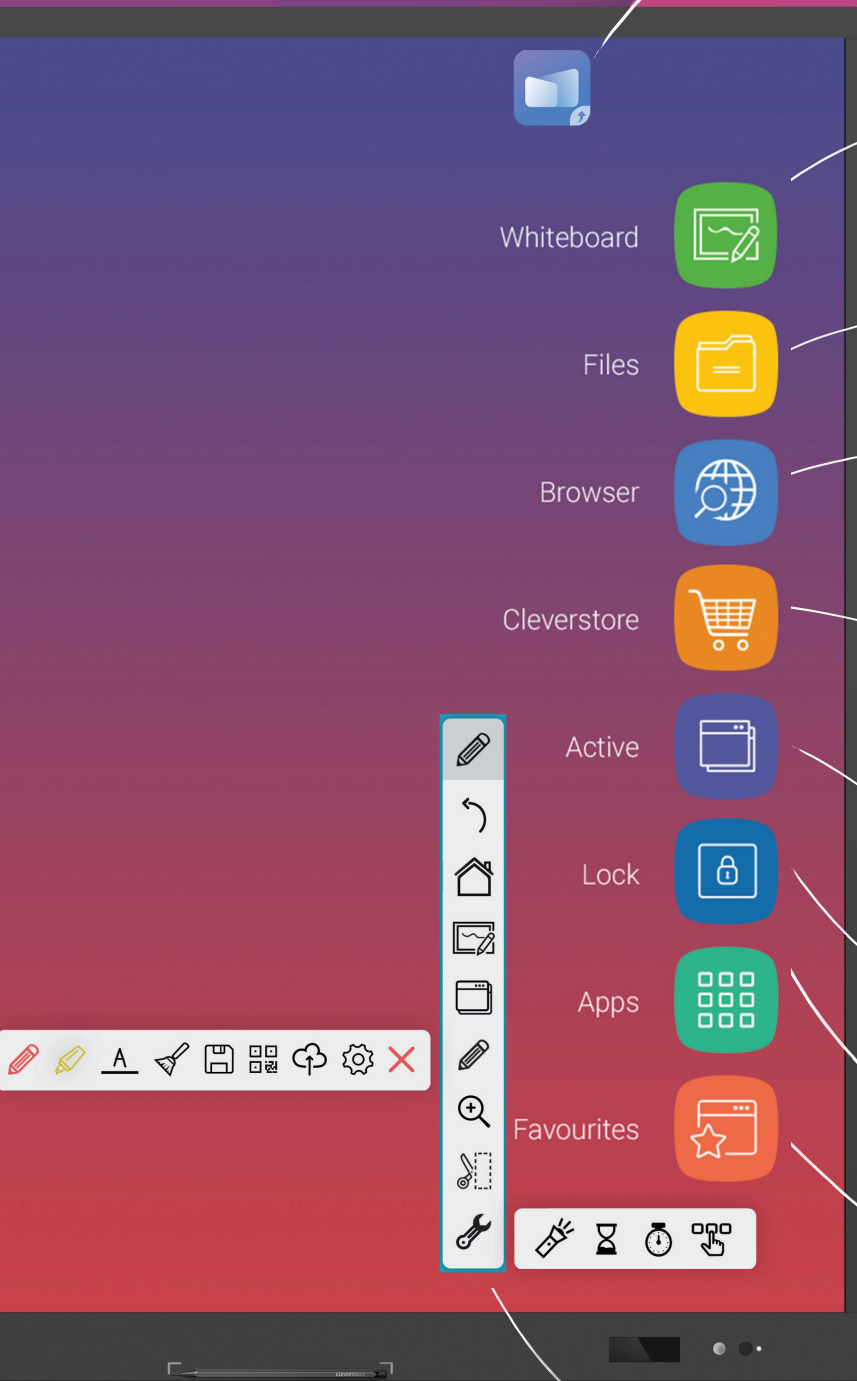
Easily go back to recently used apps using the Active button with split screen mode.

Protect your Clevertouch with a password by using Lock.

All of the integrated apps and the apps you've downloaded from the Cleverstore can be found here.

All your favourite apps in one place, including Settings.

Floating annotation tool - Annotation, voting, spotlight, handwriting, timer, stopwatch, snipping and zoom tools.



All included in panel pricing, and no on-going costs

# CleverMessage™


EXCLUSIVE TO  
CLEVERTOUCH

With CleverMessage™ your Clevertouch isn't just a screen for teaching, it's also a communications tool. Use it to broadcast messages, alerts and important information to students, staff and visitors.

It's so easy and free to use!

- 1** Create an online account and connect your Clevertouch screens.
- 2** Add your logo, school colours, images, YouTube channel, videos, posters and more.
- 3** Choose your template and schedule your alerts.


## Flexible Messaging Solutions



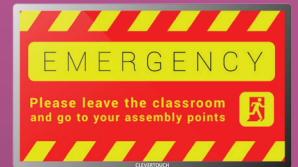
Daily news and activities



Weekly lunch menu



Live video messages from the school office



Emergency announcements and fire drills

— DO IT —  
**your way**  
Seamless integration



## Flexible IT Computing Solutions

Upgrade to a Windows 10 Pro state-of-the-art latest Intel® OPS module.



From height adjustable mobile trolleys to wall mounts, we have a variety of solutions available to make your installation complete.

[clevertouch.com/accessories](http://clevertouch.com/accessories)

## CLEVERSTORE®

Download your favourite Apps or search our FREE to use Cleverstore.

Google for Education



Using a Certified by Google Chromebox you can access the easy-to-use Google Classroom interface, allowing you to quickly create, save and share content.

All included in panel pricing, and no on-going costs

MDM & OTA functionalities mean you can control multiple Clevertouch devices, wherever they are!

# Remote Management

IT departments and school administrators can take control with our MDM and OTA functionalities. No need to visit each classroom to upgrade or troubleshoot, now it can all be done remotely.

An overview of all your Clevertouch displays



Update or Remove apps

View status information

View the Clevertouch screen

Install apps and files

Push messages to the Clevertouch

Lock and unlock a Clevertouch

Restart or Shutdown your Clevertouch

Add tags so you can group your Clevertouch fleet

Wikipedia / V.92	org.wikipedia	■	×	✓	🗑️
WPS Office / V.129	cn.wps.moffice_eng	■	×	✓	🗑️
Visualizer / V.1	com.seewo.videopresenter	■	×	✓	🗑️
Video / V.80	android.rk.RockVideoPlayer	■	×	✓	🗑️
Settings / V.1	com.android.settings	■	×	✓	🗑️
ScreenLock / V.1	com.seewo.screenlock	■	×	✓	🗑️
Note / V.62	com.seewo.easynote	■	×	✓	🗑️
Lynx / V.4	org.sahara.lynx	■	×	✓	🗑️
Getting Started / V.1	com.seewo.gettingstarted	■	×	✓	🗑️
Gallery / V.40030	com.android.gallery3d	■	×	✓	🗑️
Files / V.1		■	×	✓	🗑️

- Remote
- Repositories actions
- Send Message
- Location
- Lock
- Power
- Manage

View Individual Clevertouch Screens, update apps settings and more!

## Instant Over-the-Air Updates (OTA)

The new Over-the-Air technology means that new features, bug fixes, software and hardware updates can be seamlessly delivered to every Clevertouch screen. With just the click of a button the Clevertouch screen will search for the latest

firmware update and install it, giving you instant access to the latest apps and features. Patch fixes no longer have to be downloaded onto a USB and uploaded manually, giving IT Managers more time and less hassle.

## Display

Diagonal Size	65" 4K, 75" 4K, 86" 4K
Screen Type	TFT LCD - Direct LED Backlight
Aspect Ratio	16:9
Display Colours	1.07 Billion (10 bit)
Resolution	4K UHD (3840x2160 @60Hz)
Response Time	8ms
Refresh Rate	60Hz
LCD Viewing Angle	178°
Brightness	400 cd/m <sup>2</sup>
Contrast Ratio	65" 1200:1
	75" 1200:1
	86" 1200:1
Dynamic Contrast Ratio	65" 5000:1
	75" 5000:1
	86" 5000:1
Glass Hardness	Tempered Glass - Mohs Level 7
Glass Type	Heat tempered - Anti Glare - Super Glide Surface
Main Board	MS848

## Interactivity

Writing Technology	High Precision Technology
Continuous Touch Points	20
Touch Resolution	32768x32768px
Response Time	< 10ms
Touch Accuracy	1.5mm
Minimum Object Size	3mm
Touch Tool	Finger, Gesture & Pen
Simultaneous Writing	Yes
Ink In Tools	Yes - LYNX
Pens Included	2 with different colour assignment to each end
Pen Type	Dual Recognition Stylus
Pen Holder	NFC Pen Tray (optional extra)
Pen Tip Diameter	3mm/7mm
Pen & Touch Differentiation	Yes
Pen Identities	2
Palm Rejection	Yes
Annotation Over Any Source	Yes
Classroom Essential Apps	Includes Whiteboard, Annotate, Timer, Media Players, Browser, PDF Reader, Screen Record, Spinner, Voting, Maths Tools
Compatibility	Windows 7 to 10, Windows XP, Linux, Mac, Android, Chrome
Tracking Rate	6m/s
Scan Rate	200Hz
Gestures & Edge Swipes	Windows Supported

## Connectivity

OPS Slot	1 - Intel® spec
HDMI in	3
HDMI Out	1
USB-A 2.0	6 (1 for system upgrade)
USB Touch (type B)	3
USB A 3.0 (faster data transfer)	3
USB C	1 (non charging)
LAN In (RJ45)	1 GB
RS-232	Yes
Wake-on-Lan	Yes
Clevertouch WiFi Module	Yes
Bluetooth	Yes
VGA In	1
VGA Audio In	1
Optical Out	1
Headphone	1
Touch Out	2
NFC Reader / Writer	Optional extra
Camera	Optional extra

## Computing

Operating System	Android Oreo 8
System Version	LUX 8
RAM	2GB
Internal Storage	16GB
CPU	Dual Core A73+Dual Core A53
GPU	Dual Core Mali G51
Android Resolution	1080p
Integrated LUX UI	Yes

## Audio

Dual Front Facing, Bass Enhanced Speakers	2 x 15 Watt Speakers
Optical Audio Out	Yes
Audio Out	Yes
SPDIF / Fibre	Yes
Sound Channel	2.0

## Power

<b>Power Requirements</b>	100 – 240V ~ 50/60Hz
<b>Power Consumption (Normal)</b>	65" 104W
	75" 170W
	86" 155W
<b>Power Consumption (Standby)</b>	< 0.5 Watts
<b>Ultra Quiet Fanless Design</b>	Yes

## Operating & Storage Environment

<b>Operating Temperature</b>	0° to 40°
<b>Storage Temperature</b>	-20° to 60°
<b>Operating Humidity</b>	10% to 90% RH
<b>Storage Humidity</b>	10% to 90% RH
<b>Altitude</b>	Below 5000 metres

## Physical Specifications

<b>Panel Dimensions</b>	65" 1489x919x91mm
	75" 1710x1004x88mm
	86" 1957x1143x87mm
<b>Packed Dimensions</b>	65" 1669x1015x223mm
	75" 1930x1140x280mm
	86" 2123x1310x280mm
<b>Net Weight</b>	65" 39.90Kg
	75" 51.95Kg
	86" 66.45Kg
<b>Packed Weight</b>	65" 49.25Kg
	75" 68.30Kg
	86" 90.05Kg
<b>VESA Mount Point</b>	65" 600x400mm
	75" 800x400mm
	86" 800x600mm

## Warranty

Warranty term and upgrade options vary by region. Contact your local reseller or distributor for information and visit [www.clevertouch.com/about/warranty](http://www.clevertouch.com/about/warranty)

## Compliance & Certification

**Regulatory Certification** CE, FCC, UL, Energy Star & EEC



## IMPACT™ Built-in Features

<b>NUIEQ™ Snowflake</b>	Yes
<b>LYNX™ App With Online Lesson Planning</b>	Yes
<b>Cleverstore™ App Store For Education</b>	Yes
<b>Embedded Digital Signage</b>	Yes
<b>Clevershare™ Mirroring Any Device To The Board</b>	Free for the life of the screen (touch back)
<b>Integrated Personalised Accounts Profiles</b>	Yes
<b>Cloud Account Access</b>	OneDrive  Google Drive  Dropbox
<b>Embedded Room Booking</b>	Yes
<b>Whiteboard Annotation</b>	Yes
<b>Email Out Direct From Touchscreen</b>	Yes
<b>Scan QR Code For Saving Work</b>	Yes
<b>CleverMessage™ - Instant Alert Messaging</b>	Yes
<b>Over-the-Air Updates</b>	Yes
<b>Remote Management Of Touchscreens (MDM)</b>	Yes - Five year licence

## Packed Contents - Inside your Clevertouch Box

<b>What's In The Box</b>	(1) Clevertouch IMPACT™ (1) 1.5M Length HDMI Cable (1) 5M Length USB cable (A-B) (1) 1.5M USBC Cable (1) 3M Regional Power Cable (1) Remote Control (2) Batteries for Remote Control (2) Dual Recognition Stylus (1) User Guide (1) Quick Install Guide (1) Clevertouch WiFi Module (2) Antenna
--------------------------	--

## Installation

The installation of this product should be completed by a qualified installer. Use of components not supplied by Clevertouch or not meeting minimum specifications may impact performance, safety and warranty. For more information, visit [clevertouch.co.uk](http://clevertouch.co.uk)

## Support

For all Clevertouch products, visit: [support.clevertouch.com](http://support.clevertouch.com)



# Our Displays are simply Award-winning

2019

## AV Awards

Interactive Display Technology of the Year

## InAVation Awards

Technology for Collaboration & Conferencing

## Infocomm

Best of Show - Tech & Learning

## Infocomm

Best of Show - AV Technology

## Bett Awards

Finalist

## AV News Awards

AV Display Innovation of the Year

## Keiba

Technology Business of the Year

2018

## AV News Awards Awards

Collaboration product of the year

## InAVation Awards

Collaboration product of the year

## AV Awards

Finalist

## Best of Show

Tech & Learning

## Bett Awards

Finalist

2017 & 2016

## AV Awards

Interactive product of the year

2016

## AV Awards

Interactive product of the year

2015

## AV Awards

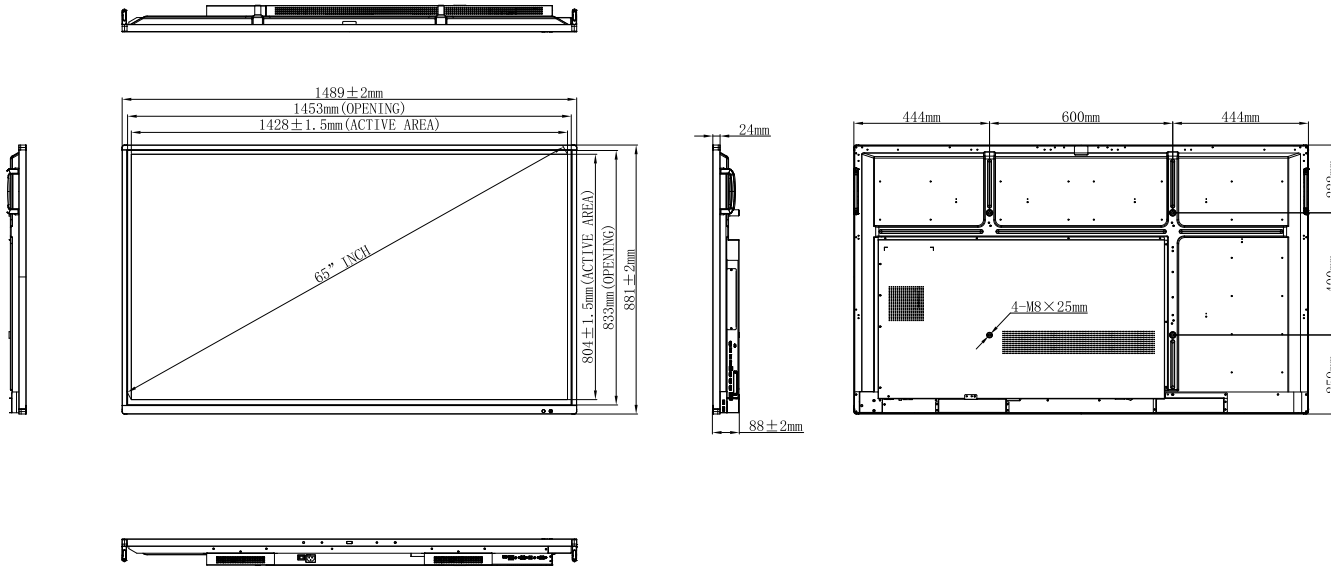
Manufacturer of the Year



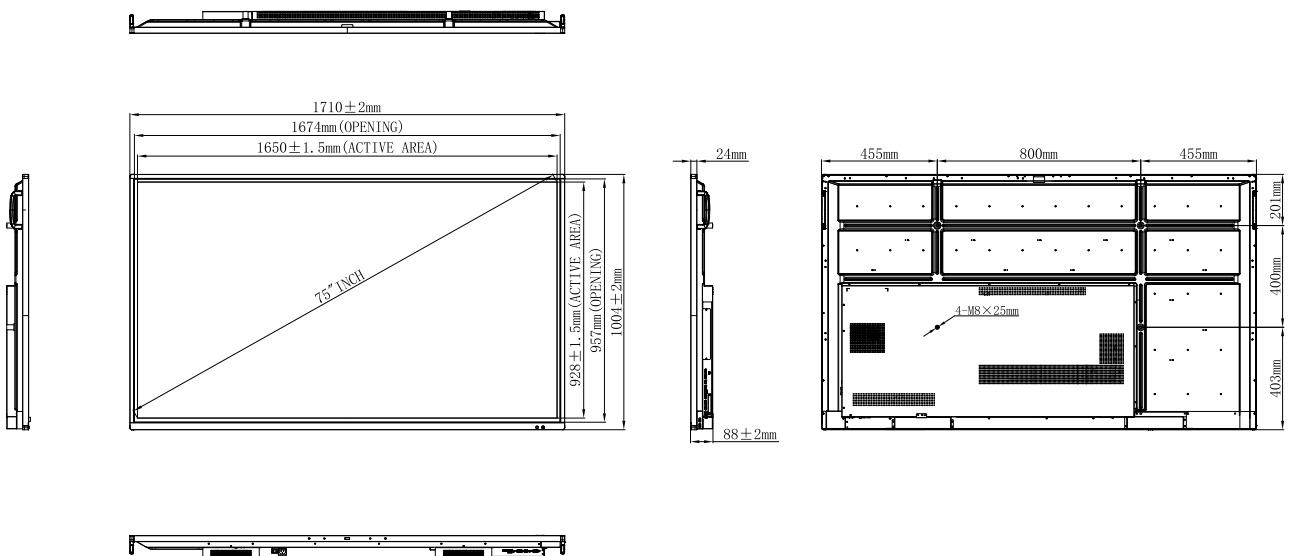
**INAVATION AWARDS**  
TECHNOLOGY WINNER 2019

**INAVATION AWARDS**  
TECHNOLOGY WINNER 2018

65"

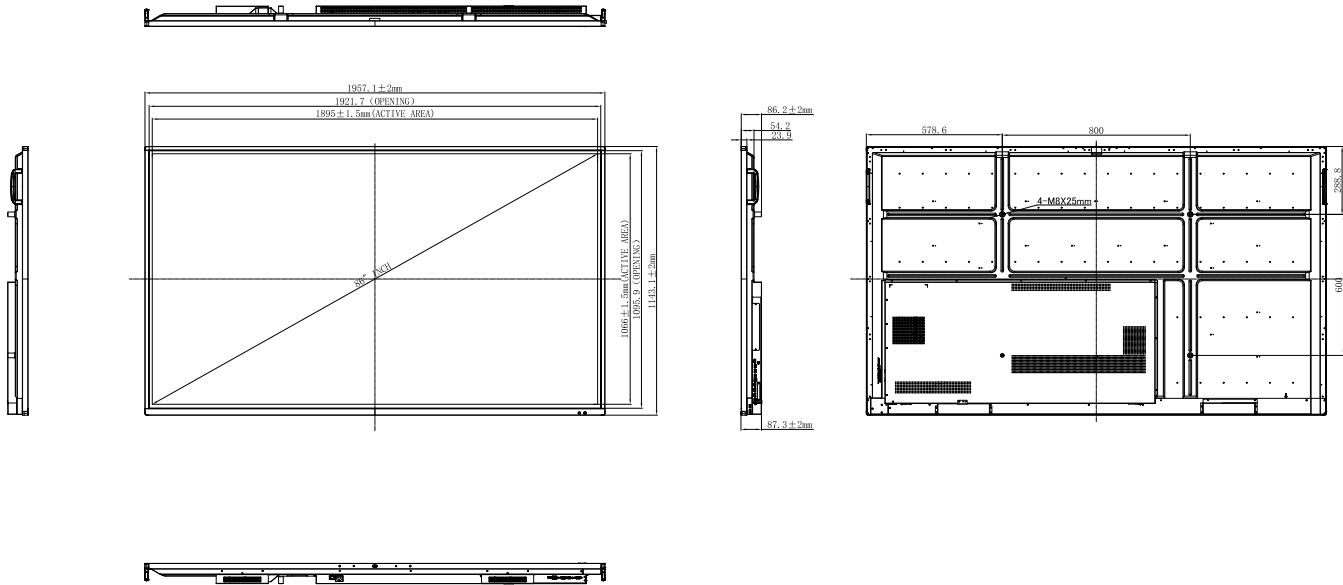


75"



© 2019 Clevertouch. All rights reserved. Sahara Presentations Systems PLC. is the owner of a number of trademarks in several jurisdictions across the world including but not limited to Clevertouch, the Clevertouch logo, IMPACT™, IMPACT™ Plus, LUX, Lynx, CleverMessage, Cleverstore and Clevershare. All third-party trademarks (including logos and icons) referenced by Clevertouch remain the property of their respective owners. Unless specifically identified as such, Clevertouch's use of third-party trademarks does not indicate any relationship, sponsorship, or endorsement between Clevertouch and the owners of these trademarks. Applicable Terms and Conditions for warranty and support available at [clevertouch.com/about/warranty](http://clevertouch.com/about/warranty). All weights and dimensions are approximate. Product specifications are subject to change without notice. Clevertouch.com.

86"



For further resources and  
documentation please visit us:  
**[www.cinos.net](http://www.cinos.net)**