



Archived resources

For further resources and
documentation please visit us:
www.cinos.net

SPECIFICATIONS



32LS33A / 42LS33A / 47LS33A / 55LS33A / 65LS33A

PANEL	Screen Size	32" (81cm), 42" (106cm), 47" (119cm), 55" (139cm), 65" (164cm)		
	Panel Technology	IPS		
	Aspect Ratio	16 : 9		
	Native Resolution	1920 x 1080 (FHD)		
	Brightness	32", 42", 47" : 300cd/m ² , 55" : 330cd/m ² , 65" : 350cd/m ²		
	Contrast Ratio	1,200 : 1		
	Dynamic CR	500,000:1		
	Viewing Angle (H x V)	178 x 178		
	Response Time	9ms (GTG BW)		
	Orientation	Portrait & Landscape		
CONNECTIVITY	Input	Digital	HDMI(1)	
		Analog	RGB(1)	
		Audio	RGB(3.5Ø 1)	
		External Control	RS232C(1), RJ45(1), IR(1)	
		USB	Yes(1)	
	Output	Audio	Speaker L/R	
External Control		RS232C(1)		
PHYSICAL SPECIFICATION	Color	Black		
	Bezel Width	32" : 14.6mm (T), 15.1mm(L/R)18.6mm(B) 42"/47" : 13.1mm(T/L/R), 18.6mm(B) 55":13.3mm(T/L/R), 18.8mm(B), 65":14.1mm		
	Monitor Dimension(W x H x D)	32" : 73cm x 43cm x 5.5cm 42" : 96cm x 56cm x 5.5cm 47" : 107cm x 62cm x 5.6cm 55" : 124cm x 71cm x 5.7cm 65" : 146cm x 84cm x 5.5cm		
	Weight(Head)	32" : 5.6kg 42" : 9.0kg 47" : 12.1kg 55" : 17.6kg 65" : 30.9kg		
	Monitor with Optional Stand (W x H x D)	32" : 28.77 x 18.90 x 8.14 inch [730.9mm x 480.2mm x 207mm] 42" : 37.77 x 24.04 x 8.58 inch [959.5mm x 610.8mm x 218mm] 47" : 42.16 x 26.57 x 9.72 inch [1071mm x 675.1mm x 247mm] 55" : 48.85 x 30.34 x 9.72 inch [1240.9mm x 770.8mm x 247mm] 65" : 57.55 x 35.47 x 12.32 inch [1462mm x 901mm x 313mm]		
	Weight(Head+Stand)	32" : 5.8kg 42" : 9.3kg 47" : 12.5kg 55" : 18.0kg 65" : 32.3kg		
	Weight(Head+Stand+Speaker)	32" : 6.6kg 42" : 10.1kg 47" : 13.3kg 55" : 18.8kg 65" : 33.1kg		
	Carton Dimensions (W x H x D)	32" : 82cm x 51cm x 15cm 42" : 106cm x 66cm x 15cm 47" : 115cm x 71cm x 15cm 55" : 133cm x 81cm x 17cm 65" : 155cm x 94cm x 17.6cm		
	Packed Weight	32" : 6.8kg 42" : 11.1kg 47" : 15.8kg 55" : 22.0kg 65" : 36.8kg		
	VESA™ Standard Mount Interface	Yes		
	Temperature Sensor	Normal, White Wash		
	ISM Method	Yes		
	Key Lock	Yes		
DPM Select	Yes			
Energy Saving	Yes			
Smart Energy Saving	Yes			
File Play with USB	Yes			
ENVIRONMENT CONDITIONS	Operation Temperature	0 °C to 40 °C		
	Operation Humidity	10 % to 80 %		
POWER	Power Supply	100-240V-, 50/60HzYes		
	Power Consumption Typ.		32" : 45W(Typ.), 42" : 70W (Typ.), 47" : 73W(Typ), 55" : 92W(Typ), 65" : 145W(Typ)	
		Smart Energy Saving	32" 30W(Typ.), 42" : 45W (Typ.), 47" : 50W(Typ), 55" : 60W(Typ), 65" : 95(Typ)	
		DPM Power off	0.5W (RGB), 0.7W (HDMI) 0.5W	
STANDARD (CERTIFICATION)	Safety	UL / cUL / CB / TUV / KC		
	EMC	FCC Class "A" / CE / KCC		
MEDIA PLAYER COMPATIBILITY	ErP / Energy StarOperation Humidity	Yes / Yes (Energy Star 6.0)		
SOFTWARE COMPATIBILITY	External Media player Attachable	Yes (MP500/MP700)		
ACCESSORY	Accessory	Yes / Yes Remote Controller(include battery 2ea), Power Cord, IR Receiver, CD(Owner's Manual, SuperSign Program /Manual), RGB Cable		
	Optional Accessory	32" : SP-2100, ST-321T, LSW230B(Wall Mount Bracket) 42" : SP-2100, ST-421T, LSW440S(Wall Mount Bracket) 47" : SP-2100, ST-471T, KT-SPO, LSW430B(Wall Bracket) 55" : SP-2100, ST-471T, LSW440S(Wall Mount Bracket) 65" : SP-2100, ST-651T, LSW430B(Wall Mount Bracket)		



Slim Design Signage

DIRECT-LIT LED SLIM DISPLAY LS33A


65LS33A | 65" (164cm)

55LS33A | 55" (139cm)

47LS33A | 47" (119cm)

42LS33A | 42" (106cm)

32LS33A | 32" (81cm)



DIRECT-LIT LED

NATIVE DISPLAY RESOLUTION
1920 x 1080 (FHD)

BRIGHTNESS
300cd/m² (32"/42"/47"), 330 cd/m² (55"), 350cd/m² (65")

CONTRAST RATIO
55"/47"/42"/32": 1,200:1 (Typ.), 500,000:1 (DCR)
65": 1,400:1, 500,000:1 (DCR)

178° VIEWING ANGLE

VIEWING ANGLE
Portrait and Landscape Mode

RJ-45 LAN CONTROL

RGB AND HDMI CONNECTION

RS-232C CONTROL

CONVENIENT EXTERNAL L/R SPEAKER-OUT

SuperSign EMBEDDED PLAYER

SUPERSIGN LITE S/W FOR CONTENT MANAGEMENT
INCLUDED

SUPERSIGN C S/W FOR REMOTE CONTROL INCLUDED

ENERGY STAR® 6.0 COMPLIANT

BEZEL WIDTH

32": 10.5mm(L/R), 10mm(T), 14mm(B)
55"/ 47"/42": 8.5mm(T/L/R), 14mm(B)
65": 9.0mm(T/L/R), 14.6mm(B)

USB PLAYBACK

USB PORT

TEMPERATURE SENSOR

3-YEAR LIMITED WARRANTY
(parts/labour/backlight)

LS33A SERIES 32", 42", 47", 55", 65"



FEATURES

- Direct-Lit LED
- 1,920 x 1080 (FHD)
- 300cd/m2 (32", 42", 47"), 330cd/m2 (55"), 350cd/m2 (65")
- Landscape / Portrait support
- SNMP Support
- RGB / HDMI
- Bezel dimensions: 18.6mm (32", 42", 47") 18.8mm (55" only), 20.0mm (65" only)


IPS Panel

- Low Screen Temperature
- High Resistance to Blackening Effect
- Wide Viewing Angle

SLIM DESIGN

More potential buyers and visitors can be reached through Direct-lit LED Slim display LS33A, and which can be used even in restricted narrow spaces in retail shops.

Slim Design



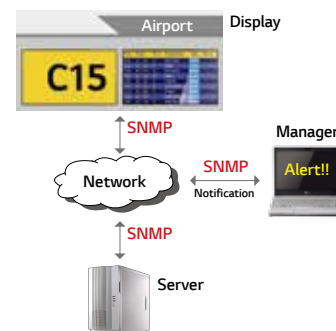
COST-EFFECTIVE SOLUTION

SuperSign Lite embedded media player is included with the LS33A series so there is no need for an additional media player.



SNMP SUPPORT


Display Remote Management through Simple Network Management Protocols (SNMP) is available in addition to RS-232C and other network protocol.



(Available for models WL30MS, WL10MS, WL10ME, LS55A, LS33A, WS50MS & WS50BS)

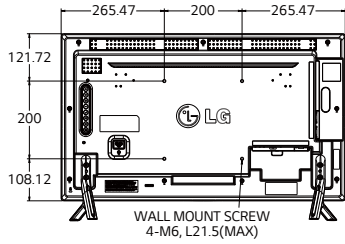
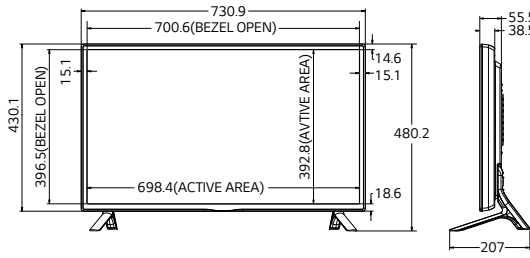
LANDSCAPE & PORTRAIT

Flexible usage in landscape or portrait orientation.

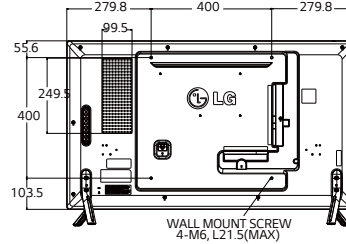
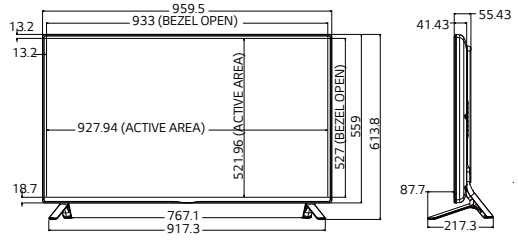


DIMENSION (unit : mm)

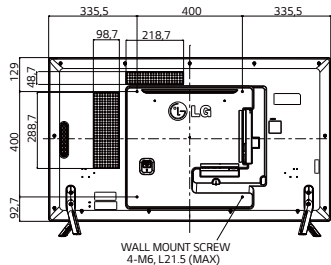
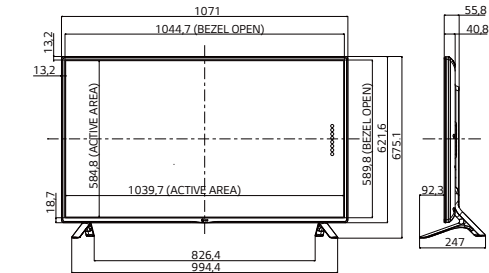
32"



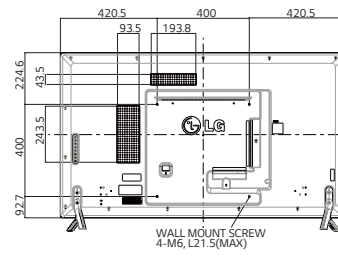
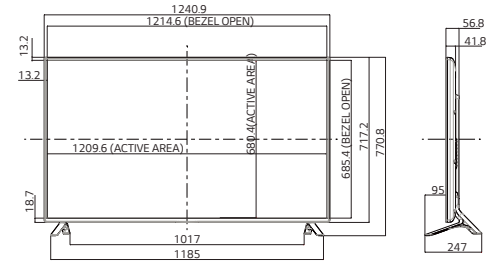
42"



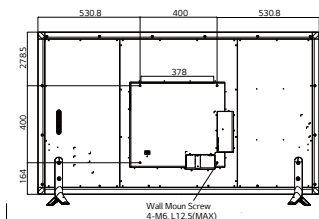
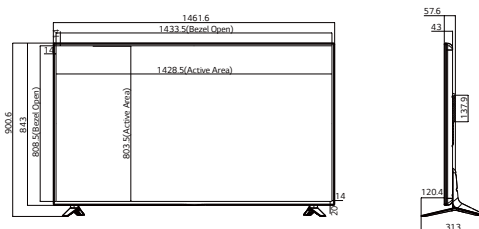
47"



55"



65"



INTERFACE



For further resources and
documentation please visit us:
www.cinos.net